

Spare Parts Catalogue for the

2UC

Unit Construction Reversing Gear (Direct Drive)

&

Unit Construction Reversing – Reducing Gear

Gardner Parts

Centurion Court, Centurion Way, Leyland,
Lancashire PR25 3UQ.

Telephone: 01772 642460 Fax: 01772 621333

Email: Sales@gardnerparts.co.uk

www.gardnerparts.co.uk



INTRODUCTION

To avoid errors and delay in the supply of spare parts the following instructions must be observed:—

ALWAYS QUOTE:—

- (1) The catalogue number of the part and the quantity.
- (2) The serial numbers of the engine and reversing gear, also reducing gear, if fitted.

It is not necessary to give a description of the part.

The engine serial number is stamped on the top of the crankcase alongside No. 1 cylinder, on the fuel pump side.

The serial number of the reversing gear is stamped on a special facing on the top of the reversing gear. The serial number of the reducing gear is stamped on a special facing on the top of the reducing gear.

These serial numbers will be found on the front page of this catalogue.

HOW TO ORDER A SPARE PART

If you require a spare part for your engine, this is the way to order. Turn to the illustrations, identify the part by the illustration alongside which is a number, these numbers are OLD part numbers, next refer to the index to part numbers which indicates the page numbers on which these old part numbers appear. Verify this spare part number with the description given in the text, and quote the NEW part number which is shown. Do not quote any other number except the serial numbers appearing on the engine and reversing gear, also the reducing gear, if fitted. You have now all the necessary information to enable you to order.

NOTE:—Do not omit the stroke between the engine number and the reversing gear number. This stroke, or solidus as it is called, is transmissible by telegram and is counted the same as one of the figures or digits.

GARDNER

REVERSING GEAR DETAILS

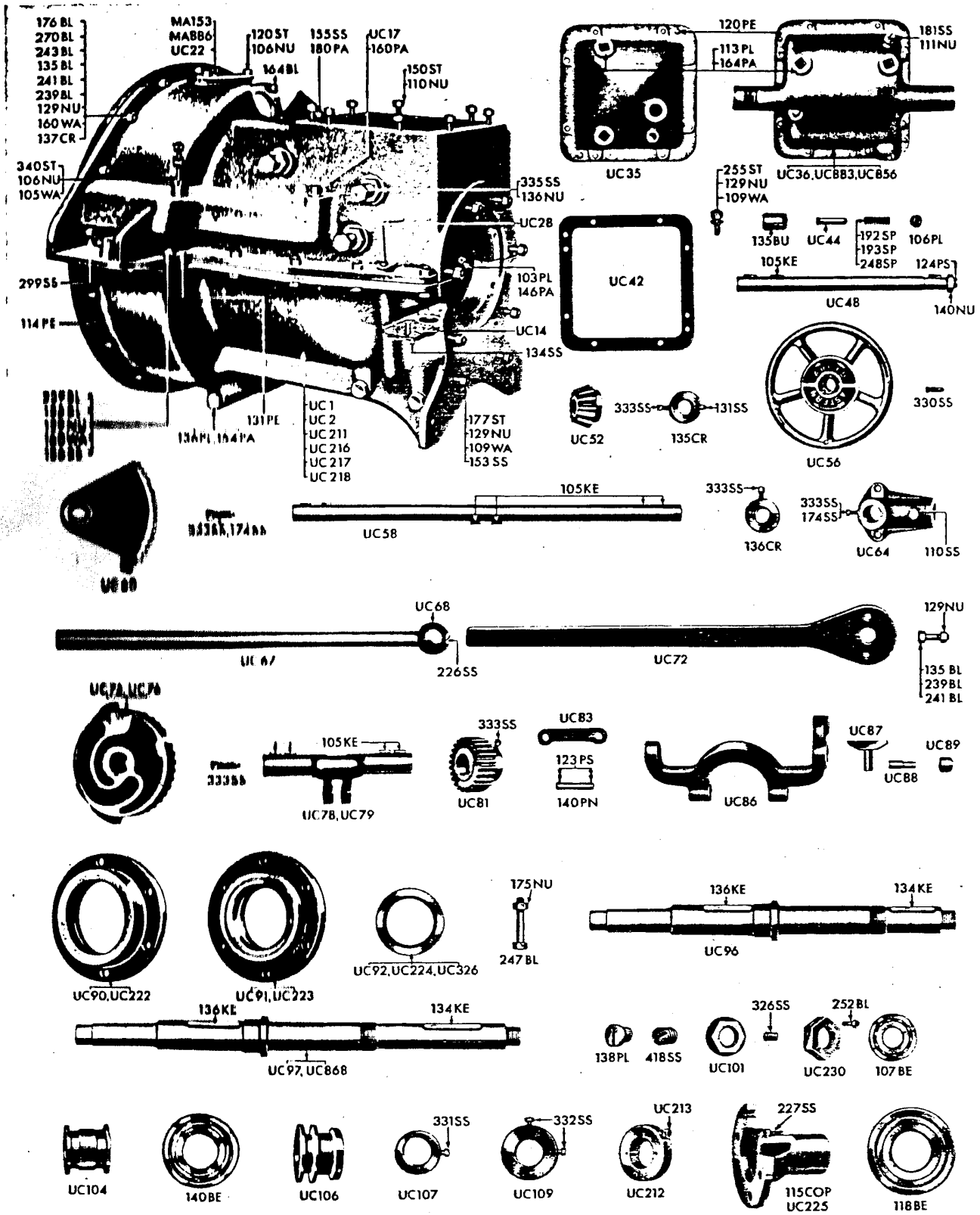
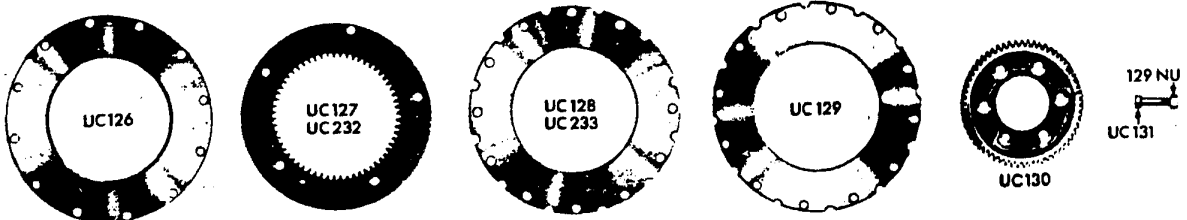
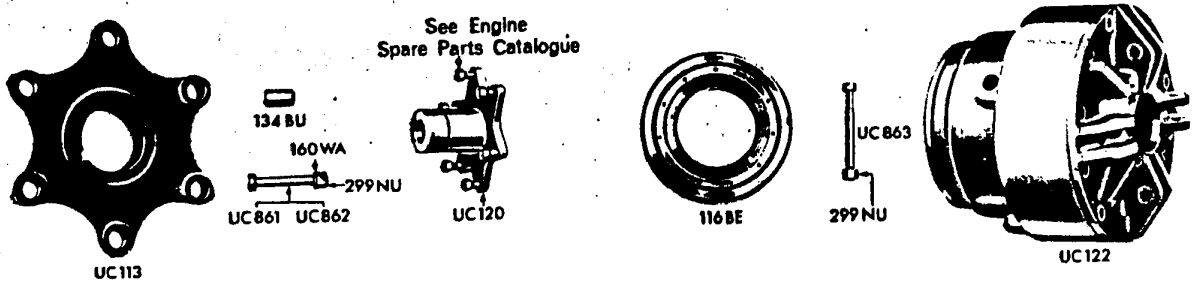


PLATE 1

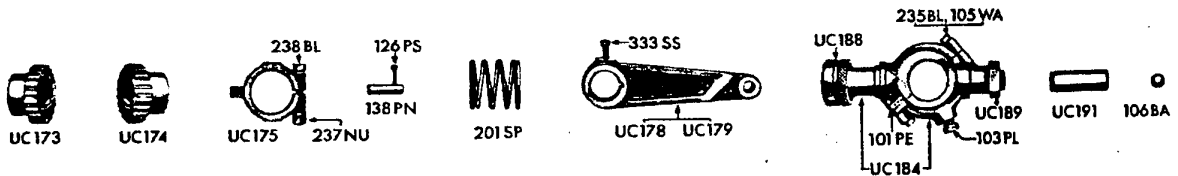
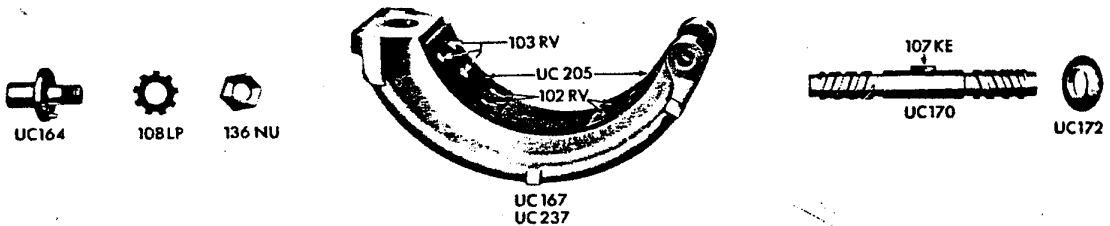
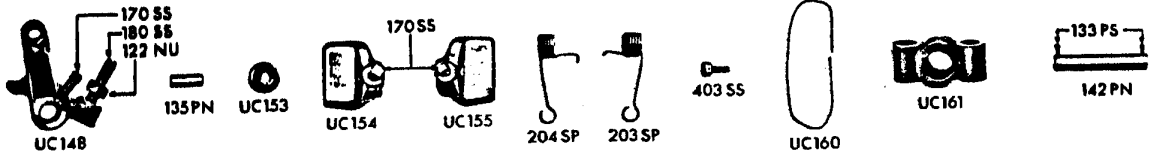
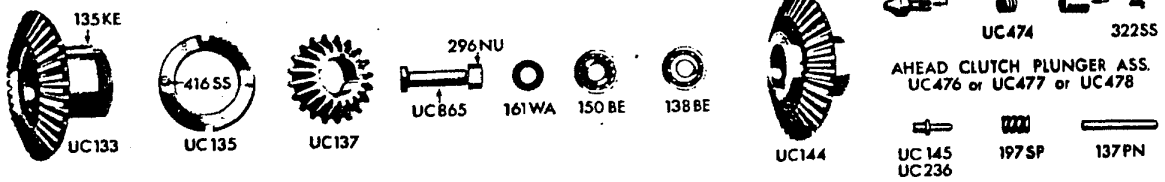
To locate description of part see index

GARDNER

REVERSING GEAR DETAILS

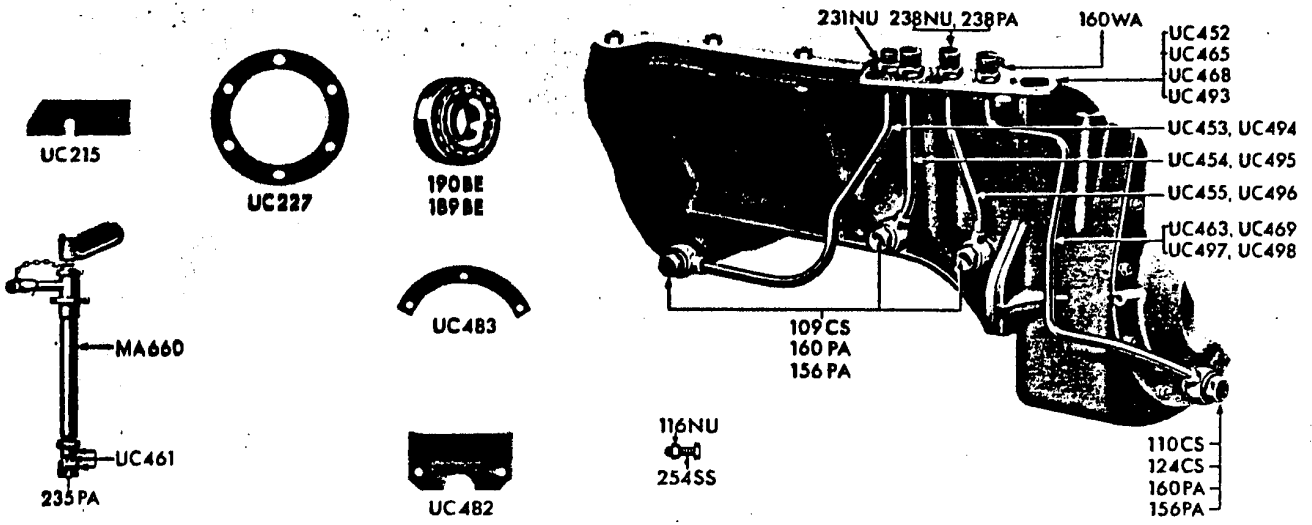


CLUTCH PLATE ASSEMBLY [L2 & LW Engines UC234
LX Engines UC235 or UC479



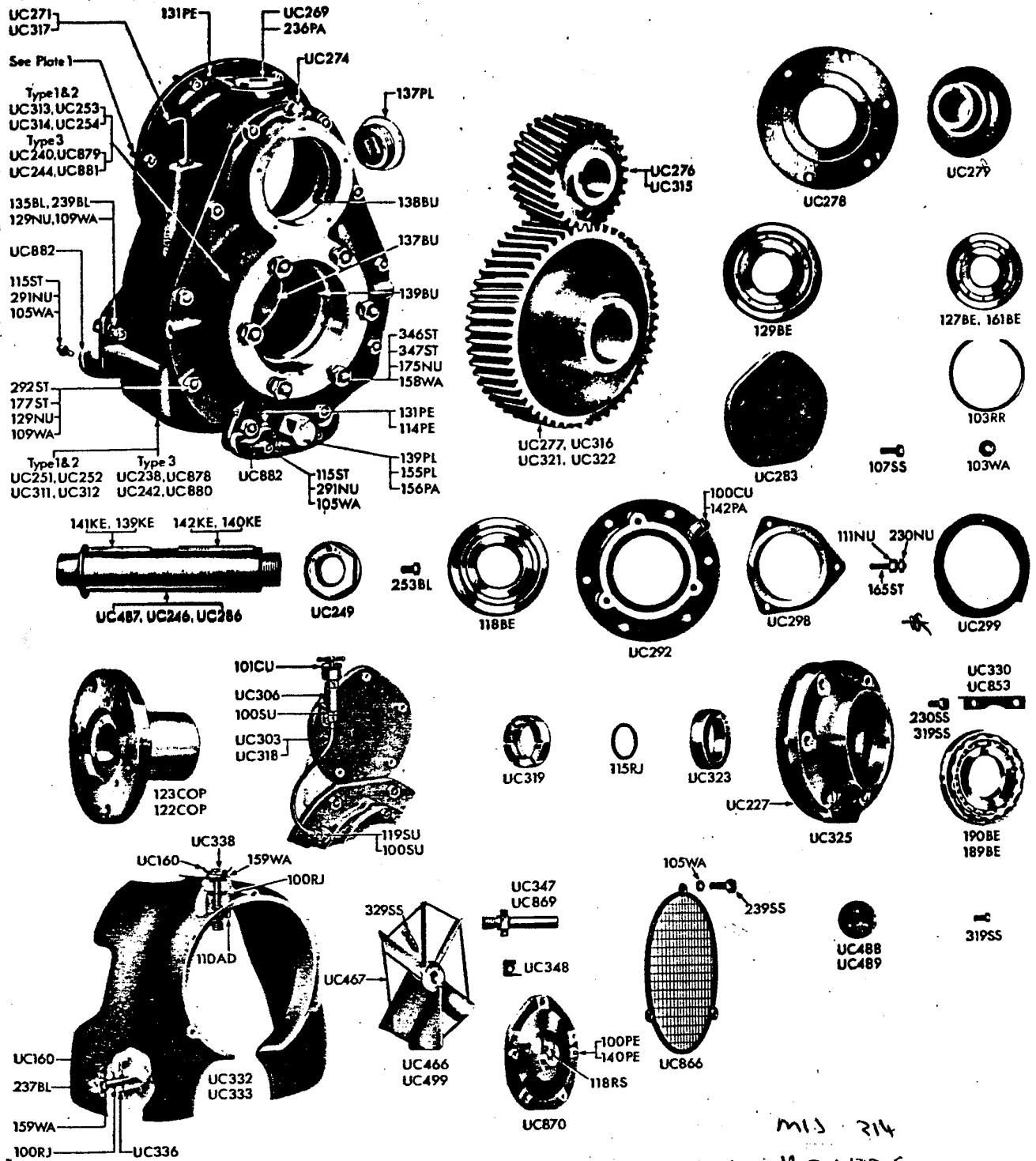
GARDNER

REVERSING GEAR DETAILS



GARDNER

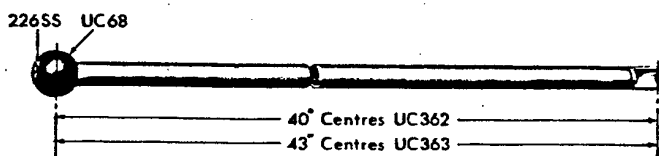
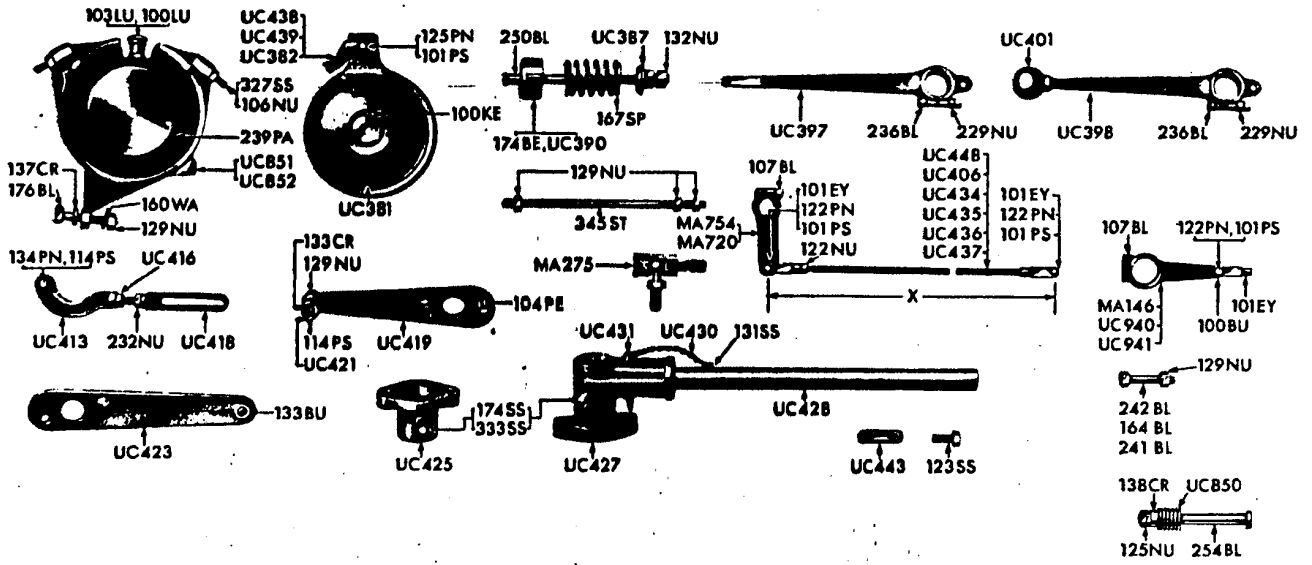
REDUCING GEAR DETAILS



MIS 214
 * R01835
 out sect.

GARDNER

SPEED, REVERSING GEAR & REMOTE CONTROL DETAILS



GARDNER

2UC

REVERSING — REDUCING GEAR

S U P P L E M E N T A R Y S P A R E P A R T S C A T A L O G U E

(To be used in conjunction with the illustrations and index in Catalogue No. 538.8)

2 U.C. REVERSING — REDUCING GEAR

Plate No.	Illus. No.	Part No.	Description	Qty.
1	UC 1	A00343	REVERSING GEAR CASE - Cast Iron - (Upper and Lower Halves are not supplied as separate items), with E06138, E02798, J03547, C03789, K00801, J05930, K00803, J01748, L21154, J03474, K00804, E05619, C05539, E64730, E06474, E03452, E03945, J01608, J09253, S04845, J02864, K01568, S05725/02, E05676, C04690	1
	UC 211	A00401	REVERSING GEAR CASE - Salt Air Resisting Alloy - (Upper and Lower Halves are not supplied as separate items), with E05845, E06138, E02798, J00219, J03547, C03789, K00801, J05930, K00803, J01748, L21154, J03474, K00804, E05619, C05539, E64730, E06474, E03452, E03945, J01608, J09253, E04845, J02864, K01568, S05725/02, E05676, C04690	1
	UC 216	A00344	REVERSING GEAR CASE - Cast Iron - (Upper and Lower Halves are not supplied as separate items), with E06138, E02798, J03547, C03789, K00801, J05930, K00803, J01748, L21154, J03474, K00804, E05619, C05539, E64730, E06474, E03452, E03945, J01608, J09253, S04845, J02864, K01568, S05725/02, E06288, C04690	1
	UC 217	A00402	REVERSING GEAR CASE - Salt Air Resisting Alloy - (Upper and Lower Halves are not supplied as separate items), with E05845, E06138, E02798, J00219, J03547, C03789, K00801, J05930, K00803, J01748, L21154, J03474, K00804, E05619, C05539, E64730, E06474, E03452, E03945, J01608, J09253, S04845, J02864, K01568, S05725/02, E06288, S05725/04, C04690	1
	UC 2	A00345	REVERSING GEAR CASE (Upper and Lower Halves are not supplied as separate items), with E06138, E02798, J09125, J03547, J08898, C06535, C03789, K00801, J05930, K00803, J01748, L21154, J03474, K00804, E05619, C05539, E64730, E06474, E03452, E03945, J01608, J09253, S04845, J02864, E05676	1
	UC 218	A00346	REVERSING GEAR CASE (Upper and Lower Halves are not supplied as separate items), with E06138, E02798, J09125, J03547, J08898, C06535, C03789, K00801, J05930, K00803, J01748, L21154, J03474, K00804, E05619, C05539, E64730, E06474, E03452, E03945, J01608, J09253, S04845, J02864, E06288	1
-	213 WA	E05845	Washer, 1.3/4" O.D. X 21/32" I.D. X 3/16"	2
1	239 BL	E06138	Bolt, 7/16" B.S.F. X 1.1/2" long X 3/8" Hex.	10
	135 BL	E06289	Bolt, 7/16" B.S.F. X 1.3/4" long X 3/8" Hex.	2
	129 NU	E02798	Nut, 7/16" B.S.F. X 3/8" X 3/8" Hex.	12
	160 WA	J00219	Washer, 13/16" O.D. X 15/32" I.D. X 5/64" (Salt Air Resisting Alloy Gear Cases Only)	12
	186 SS	J09125	Setscrew, 7/16" B.S.F. X 1.1/4" long X 3/8" Hex. (L2 Engines)	4
	131 PE	J03547	Steady Peg, 1/2" diam. X 1" long	2
	155 SS	J08898	Setscrew, 5/8" Wh. X 3/4" long X 7/16" Hex.	1
	180 PA	C06535	Packing, Circular, 1" O.D. X 21/32" I.D. X 1/32"	1
	103 PL	C03789	Plug, 1/4" B.S.P. X 3/8" Hex.	1
	146 PA	K00801	Packing, Circular, 11/16" O.D. X 1/2" I.D. X 1/16"	1
	136 PL	J05930	Plug, 1/2" B.S.P. X 5/8" Hex.	3
	154 PA	K00803	Packing, Circular, 1.1/16" O.D. X 25/32" I.D. X 1/32"	1
	UC 14	J01748	Reversing Gear Case Strainer Gauze	1
	134 SS	L21154	Setscrew, Cheese Head, 1 B.A. X 5/16" long	10
	UC 17	J03474	Plug - Oil Filling Hole	2
	160 PA	K00804	Packing, Circular, 1.1/2" O.D. X 1" I.D. X 1/32"	2

When coupled to LW or LX Engines

When coupled to L2 Engines



2 U.C. REVERSING — REDUCING GEAR

Plate No.	Illus. No.	Part No.	Description	Qty.	
1	150 ST	E05619	Stud, 3/8" Wh. X 1.7/8" long	8	
	110 NU	C05539	Nut, 3/8" Wh. X 3/8" X 5/16" Hex.	8	
	MA 153	E64730	Door - Timing Line Inspection	1	
	MA 886	K03208	Door - Timing Line Inspection (To suit Engines with Single Lever Control)	1	
	UC 22	E06474	Packing - Timing Line Inspection Door	1	
	120 BT	E03452	Stud, 5/16" Wh. X 1.1/8" long	2	
	106 NU	E03945	Nut, 5/16" Wh. X 5/16" X 1/4" Hex.	2	
	335 BS	J01608	Setscrew, Pointed, 1" B.S.F. X 2.13/16" long X 5/8" Hex.	6	
	136 NU	J09253	Locknut, 1" B.S.F. X 37/64" X 7/8" Hex.	6	
	UC 28	S04845	Dip Rod - Reversing Gear Oil Level	1	
	UC 42	J02864	Packing - Reversing Gear Case Cover	1	
	340 ST	K01568	Stud, 5/16" Wh. X 4.1/8" long)	1	
	106 NU	E03945	Nut, 5/16" Wh. X 5/16" X 1/4" Hex.) (Type 4 Reversing Gear Case with Speed Control Plate Support Boss)	3	
	105 WA	S05725/02	Washer, 5/16" diam. bore)	2	
	3	UC 482	K02904	Reverse Gear Case Oil Drip Plate)	1
		UC 483	K02905	Reverse Gear Case Oil Dam Plate) (LW and LX Engines (Direct Drive Gears	1
		254 SS	K02015	Setscrew, 7/16" Wh. X 1.13/16" long X 3/8" Hex.) For K02904) with Taper Roller Bearings L20761 and L20771)	2
		116 NU	C05660	Nut, 7/16" Wh. X 3/8" X 3/8" Hex.)	2
	1	153 SS	E05676	Setscrew, 7/16" Wh. X 17/32" long X 5/16" Hex.) Direct Drive Gears with K02904) Direct Drive Gears without K02904	6 8
177 ST		E06288	Stud, 7/16" Wh. X 7/16" B.S.F. X 2" long)	8	
129 NU		E02798	Nut, 7/16" B.S.F. X 3/8" X 3/8" Hex.) Reducing Gear Case to	8	
109 WA		S05725/04	Washer, 7/16" diam. bore) Reversing Gear Case (Salt Air Resisting Alloy Gear Cases only))	8	
114 PE		C04690	Steady Peg, 1/2" diam. X 1.1/4" long)	2	
299 SS		E06747	Setscrew, 7/16" Wh. X 1.3/8" long X 3/8" Hex.))	
239 BL		E06138	Bolt, 7/16" B.S.F. X 1.1/2" long X 3/8" Hex.))	
270 BL		K08174	Bolt, 7/16" B.S.F. X 3.3/4" long X 3/8" Hex.))	
241 BL		J05742	Bolt, 7/16" B.S.F. X 2" long X 3/8" Hex.) (LW and LX Engines)	
176 BL		E09237	Bolt, 7/16" B.S.F. X 2.1/8" long X 3/8" Hex.))	
160 WA		J00219	Washer, 13/16" O.D. X 15/32" I.D. X 5/64") (Salt Air Resisting Alloy Gear Cases only)))	
137 CR		J04586	Collar, 27/32" O.D. X 29/64" I.D. X 3/16" wide))	
135 BL		E06289	Bolt, 7/16" B.S.F. X 1.3/4" long X 3/8" Hex.) (LX Engines)	
243 BL		-	Bolt, 7/16" B.S.F. X 1.11/16" long X 3/8" Hex.) (Not now available - Use E06289)) L2 Engines)	
164 BL		J03102	Bolt, 7/16" B.S.F. X 2.1/4" long X 3/8" Hex.))	
129 NU		E02798	Nut, 7/16" B.S.F. X 3/8" X 3/8" Hex.))	

Quantity dependent on Specification

2 U.C. REVERSING — REDUCING GEAR

Plate No.	Illus. No.	Part No.	Description	Qty.
1	UC 35	A04084	Reversing Gear Case Cover - Wheel Control, with E98890, E08943, J02864, J01750, J01749, K07340, J01751	1
	UC 36	A00347	Reversing Gear Case Cover - Lever Control, with E98890, E08943, J02864, J01750, J01749, K07340, J02435, E08459, C05856	1
	UC 883	A03290	Reversing Gear Case Cover - Lever Control,) To suit Engines with Single with E98890, E08943, J02864, J01750,) Lever Control, but without J01749, K07340, K05642, E08459, C05856) Hydraulic Remote Control	1
	UC 856	A03082	Reversing Gear Case Cover - Lever Control,) with K01118, E02798, S05725/04, E98890,) E08943, J02864, J01750, J01749, K07340,) K05642, E08459, C05856)	1
	255 ST	K01118	Stud, 7/16" B.S.F. X 1.13/16" long) To suit Engines with Single Lever Control and Hydraulic Remote Control	3
	129 NU	E02798	Nut, 7/16" B.S.F. X 3/8" X 3/8" Hex.)	3
	109 WA	S05725/04	Washer, 7/16" diam. bore)	3
	113 PL	E98890	Plug, Sq. Hole, 1.3/8" - 16 Thds. (Inspection Hole)	2
	164 PA	-	Packing, Circular (NOT now fitted)	-
	120 PE	E08943	Steady Peg, 5/16" diam. X 5/8" long	2
	UC 42	J02864	Packing - Reversing Gear Case Cover	1
	135 BU	J01750	Bush - Clutch Cam Stop	1
	UC 44	J01749	Clutch Cam Stop	1
	106 PL	K07340	Plug, 3.1/8" Hex. Socket, 3/8" B.S.P.	1
	192 SP	J01751	Spring - Compression - Clutch Cam Stop	Wheel Control 1
	193 SP	J02435	Spring - Compression - Clutch Cam Stop)	1
	248 SP	K05642	Spring - Compression - Clutch Cam Stop) (To suit Engines with Single Lever Control))	Lever Control 1
	181 SS	E08459	Quadrant Stop Screw)	2
	111 NU	C05856	Nut, 3/8" Wh. X 3/8" X 3/8" Hex.)	2
	UC 48	A03828	Wheel Control Shaft, with L21025, C05308, S05618/17,) J01611, C05847, L21153)	1
	105 KE	L21025	Woodruff Key)	3
	140 NU	C05308	Locknut, 1/2" B.S.F. X 3/8" X 5/8" Hex.)	1
	124 PS	S05618/17	Split Pin, 1/8" diam. X 1.3/8" long)	1
	135 CR	J01611	Collar - Control Shaft)	Wheel Control 1
	333 SS	C05847	Setscrew, Sq. Head, Pointed, 5/16" - 28 Thds. X 5/8" long)	1
	131 SS	L21153	Setscrew, Cheese Head, 1 B.A. X 1/4" long)	1
	UC 52	J87600	Control Shaft Gear)	1
	UC 56	A04680	Control Wheel with Indicator Plate and Screw)	1
	330 SS	C07099	Setscrew, Sq. Head, Pointed, 5/16" - 28 Thds. X) 1.3/16" long)	1

2 U.C. REVERSING — REDUCING GEAR

Plate No.	Illus. No.	Part No.	Description	Qty.
1	UC 58	A03384	Lever Control Shaft, with L21025, J02852, C05847	1
	105 KE	L21025	Woodruff Key	6
	136 CR	J02852	Collar - Control Shaft	1
	333 SS	C05847	Setscrew, Sq. Head, Pointed, 5/16" - 28 Thds. X 5/8" long	1
	UC 60	F01734	Reversing Gear Quadrant	1
	174 SS	C05816	Setscrew, Sq. Head, Pointed, 3/8" - 24 Thds. X 7/8" long	1
	333 SS	C05847	Setscrew, Sq. Head, Pointed, 5/16" - 28 Thds. X 5/8" long	1
	UC 64	J28450	Control Lever Socket, with C05816	1
	110 SS	J09901	Setscrew, 5/16" Wh. X 5/8" long X 1/4" Hex.	1
	174 SS	C05816	Setscrew, Sq. Head, Pointed, 3/8" - 24 Thds. X 7/8" long	1
	333 SS	C05847	Setscrew, Sq. Head, Pointed, 5/16" - 28 Thds. X 5/8" long	1
	UC 67	A04681	Control Lever, with J02871, E05623	1
	UC 68	J02871	Control Lever Knob - Black	1
-	UC 69	-	Control Lever Knob - Red)	1
-	UC 70	-	Control Lever Knob - Green) In future use J02871	1
1	226 SS	E05623	Setscrew, 3/8" B.S.F. X 15/32" long X 1/4" Hex.	1
	UC 72	J02847	Remote Control Lever (See also F02329)	1
5	133 BU	J04641	Bush, 3/4" O.D. X 1/2" I.D. X 5/8" long	1
1	239 BL	E06138	Bolt, 7/16" B.S.F. X 1.1/2" long X 3/8" Hex.	2
	135 BL	E06289	Bolt, 7/16" B.S.F. X 1.3/4" long X 3/8" Hex.	2
	241 BL	J05742	Bolt, 7/16" B.S.F. X 2" long X 3/8" Hex.	2
	129 NU	E02798	Nut, 7/16" B.S.F. X 3/8" X 3/8" Hex.	2
	UC 75	F01573	Ahead Clutch Cam (Used on Reversing Gears Nos. 2569 to 2586 inclusive, 2625 only)	1
	UC 76	F01723	Ahead Clutch Cam	1
	333 SS	C05847	Setscrew, Sq. Head, Pointed, 5/16" - 28 Thds. X 5/8" long	1
	UC 78	L26273	Reversing Clutch Crank (Used on Reversing Gears Nos. 2569 to 2586 inclusive, 2625 only)	1
	UC 79	F15700	Reversing Clutch Crank	1
	105 KE	L21025	Woodruff Key	2 4
	UC 81	J02843	Reversing Clutch Crank Pinion	1
	333 SS	C05847	Setscrew, Sq. Head, Pointed, 5/16" - 28 Thds. X 5/8" long	1
	UC 83	J00888	Reversing Clutch Link	1
	140 PN	J01606	Pin, Plain, 1/2" diam. X 2.3/8" long	1
	123 PS	S05618/16	Split Pin, 1/8" diam. X 1.1/8" long	2

2 U.C. REVERSING — REDUCING GEAR

Plate No.	Illus. No.	Part No.	Description	Qty.
1	UC 86	A02039	Ahead Clutch Crank, with J15840, J02209, J02314	1
	UC 87	J15840	Ahead Clutch Trunnion Block	2
	UC 88	J02209	Ahead Clutch Crank Roller Pin	1
	UC 89	J02314	Ahead Clutch Crank Roller	1
	UC 90	JM9000	Thrust Bearing Bush - Type 1 (When Reducing Gear is fitted, also (Direct Drive with Duplex Ball (Thrust & Journal Bearing L20551	1
	UC 91	JM9100	Thrust Bearing End Plate - Type 1 (Direct Drive Gears with Duplex Ball (Thrust and Journal Bearing L20551	1
	UC 92	K00842	Oil Seal, for J89100	1
	UC 222	K20130	Thrust Bearing Bush - Type 2) Shims will also be supplied)) 3 off K02014/01 (.002" Thick),)) 2 off K02014/02 (.005" Thick),)	1
	UC 223	K20120	Thrust Bearing End Plate - Type 2) & 2 off K02014/03 (.008" Thick))) to be fitted as required)	1
	UC 224	K02061	Oil Seal, for K20120	1
3	UC 227	-	Direct Drive and Reducing Gear Thrust Bearing End Plate Shim (Thickness to be specified when ordering)	As Req.
		K02014/01	Shim, .002" Thick	As Req.
		K02014/02	Shim, .005" Thick	As Req.
		K02014/03	Shim, .008" Thick	As Req.
1	247 BL	J01602	Bolt, 1/2" B.S.F. X 2.13/16" long X 7/16" Hex.	6
	175 NU	E02797	Nut, 1/2" B.S.F. X 7/16" X 7/16" Hex.	6
	UC 96	A00348	Main Shaft, with K07187, J01745, J01744, K01771, J07407, J01576, C04379, K00778, K00779) Direct Drive Gear only	1
	UC 97	A00349	Main Shaft, with K07187, J01745, J01744, K01771, J07407, J01576, C04379, K00778, K00779, J03112, K00783) Reversing -)) Reducing) L2 and LW) Gear only) Engines	1
	UC 868	A03092	Main Shaft, with K07187, J01745, J01744, K01771, J07407, J01576, C04379, K00778, K00779, J03112, K00783, K01797, K01800) LX) Engines	1
	138 PL	J04032	Plug, 3/8" B.S.P. X 7/16" long (Superseded, will be replaced by K07187)	1 or 2
	418 SS	K05368	Setscrew, Headless, 3/8" B.S.P. X 25/32" long, for A00349 (Superseded, will be replaced by K07187)	1
	-	K07187	Setscrew, Headless, 3/8" B.S.P. X 3/4" long	1
	136 KE	J01745	Feather Key, 1/2" X 11/32" X 2.15/16" long	1
	134 KE	J01744	Feather Key, 7/16" X 19/32" X 3.1/4" long	1
	UC 101	J01581	Nut, Collared, 1.5/16" - 12 Thds. X 13/16" X 1.1/4" Hex., (See also K01771)	1
	326 SS	E00459	Setscrew, Headless, O B.A. X 5/16" long	1
	UC 230	K01771	Nut, 1.5/16" - 12 Thds. X 13/16" X 1.1/2" Hex.	1
	252 BL	J07407	Bolt, 1/4" B.S.F. X 5/8" long X 3/16" Hex.	1
	UC 107	J01576	Eccentric - Lubricating Oil Pump	1
	331 SS	C04379	Setscrew, Sq. Head, Pointed, 5/16" - 28 Thds. X 9/32" long	1
	UC 109	-	Collar, Screwed, 1.7/8" - 20 Thds. X 3.1/2" O.D. X 7/8" Thick (Superseded, will be replaced by K00778 for Direct Drive Gears and K00778, J03112 for Reversing - Reducing Gears)	1
	332 SS	C05817	Setscrew, Sq. Head, Pointed, 5/16" - 28 Thds. X 7/8" long	1
	UC 212	K00778	Locking Collar, Screwed, 1.7/8" - 20 Thds. X 3.1/8" O.D. X 7/8" Thick, with K00779	1
	UC 213	K00779	Locking Collar Screw	1

2 U.C. REVERSING — REDUCING GEAR

Plate No.	Illus. No.	Part No.	Description	Qty.	
4	UC 319	J03112	Distance Collar) Reversing - Reducing Gear Only	1
	115 RJ	K00783	Joint Ring, 1.734" I.D. X .139" Sectional diam.		1
1	107 BE	L20505	Ball Journal Bearing, 1.3/8" I.D. X 3" O.D. X 11/16" wide		1
	UC 104	J88100	Thrust Collar		1
	140 BE	L20563	Ball Journal Bearing, 55 mm I.D. X 120 mm O.D. X 29 mm wide (In Bevel Gear Case Cover)		1
	UC 106	J00882	Ahead Clutch Operating Sleeve		1
	115 COP	J00892	Direct Drive Gear Aft End Coupling - Type 1) Reverse Gears with Duplex Ball Thrust and Journal Bearing L20551	1
	118 BE	L20551	Duplex Ball Thrust and Journal Bearing, 2.1/2" I.D. X 5.1/2" O.D. (Width ground to size)		1
	UC 225	K02011	Direct Drive Gear Aft End Coupling - Type 2) Direct Drive Gears with Taper Roller Bearings L20761 and L20771	1
	227 SS	J04186	Setscrew, Cheese Head, 5/16" B.S.F. X 13/32" long		3
3	189 BE	L20761	Taper Roller Bearing, 2.1/2" I.D. X 4.7/8" O.D. X 1.1/2" wide		1
	190 BE	L20771	Taper Roller Bearing, 2.1/2" I.D. X 5.33/64" O.D. X 1.7/16" wide		1
2	UC 113	A02139	Reversing Gear Spider, with J01598		1
	134 BU	J01598	Reversing Gear Coupling Bush		6
	UC 862	J03057	Reversing Gear Coupling Bolt	L2 Engines	6
	UC 861	J01597	Reversing Gear Coupling Bolt	LW and LX Engines	6
	160 WA	J00219	Washer, 13/16" O.D. X 15/32" I.D. X 5/64"		6
	299 NU	K04744	Nut, 7/16" B.S.F. X 1/2" X 3/8" Hex.		6
	UC 120	J88000	Spigot Sleeve		1
	116 BE	L20508	Ball Journal Bearing, 4" I.D. X 7.1/4" O.D. X 1.1/4" wide		1
	UC 122	A02020	Reversing Gear Bevel Gear Case, with Cover, with J01600, K04692 and Locking Wire (Note:- Gear Case and Cover are not supplied as separate items)		1
	UC 863	J01600	Gear Case and Cover Bolt		12
	299 NU	K04744	Nut, 7/16" B.S.F. X 1/2" X 3/8" Hex.		12
	403 SS	K04692	Balance Weight Spring Retaining Screw		4
	UC 160	-	Locking Wire		1 Length
	UC 234	A01902	CLUTCH PLATE ASSEMBLY, Comprising 1 off UC126, 1 off UC129, 4 off UC232, 3 off UC233) L2 and LW Engines) (When replacing Clutch Plates 1/8" Thick,) 4 off Part No. K01888 MUST also be) supplied) (See also Part No. A02612)	1 Set
	UC 236	K01888	Ahead Clutch Pin - Untapped (L2 and LW Engines with Clutch Plates 3/32" Thick)		4
	UC 235	A01903	CLUTCH PLATE ASSEMBLY, Comprising 1 off UC126, 2 off UC129, 5 off UC232, 4 off UC233) LX Engines) (See also Part No. A02612)	1 Set
	UC 479	A02612	CLUTCH PLATE ASSEMBLY, Comprising 1 off UC126, 1 off UC129, 6 off UC232, 5 off UC233) L2, LW, LX Engines) (See also Part No. A01903)	1 Set

2 U.C. REVERSING — REDUCING GEAR

Plate No.	Illus. No.	Part No.	Description	Qty.
2	UC 126	-	Clutch Plate, Inner)	-
	UC 127	-	Clutch Plate, Bronze, 1/8" Thick) Superseded by)	-
	UC 128	-	Clutch Plate, Steel, 1/8" Thick) 3/32" Thick)	-
	UC 129	-	Clutch Pressure Plate, Steel, 3/8" Thick) Plates)	-
	UC 232	-	Clutch Plate, Sintered Bronze and Steel, 3/32" Thick)	-
	UC 233	-	Clutch Plate, Steel, 3/32" Thick)	-
	UC 130	J86700	Clutch Hub	1
	UC 131	J01601	Clutch Hub Bolt (For Clutch Hub and Driven Bevel)	6
	129 NU	E02798	Nut, 7/16" B.S.F. X 3/8" X 3/8" Hex.	6
-	UC 500	A02613	PLANET GEAR ASSEMBLY, comprising Driving, Planet and Driven Bevels, Bearings, Setscrew, Nut and Washers	1
2	UC 133	-	Driving Bevel)	1
	UC 137	-	Planet Bevel) Supplied in sets only, specify A02613)	4
	UC 144	-	Driven Bevel)	1
	135 KE	J01746	Driving Bevel Feather Key	1
	UC 135	J01747	Driving Bevel Locknut	1
	416 SS	K05339	Setscrew, Cheese Head, 1 B.A. X 11/32" long	1
	150 BE	L20641	Roller Bearing, 20 mm I.D. X 52 mm O.D. X 15 mm wide	4
	138 BE	L20561	Ball Journal Bearing, 20 mm I.D. X 52 mm O.D. X 15 mm wide	4
	UC 865	J01761	Planet Bevel Bearing Bolt	4
	296 NU	K04742	Nut, 3/4" B.S.F. X 13/16" X 5/8" Hex.	4
	161 WA	J01753	Planet Bevel Packing Washer	4
	UC 145	J01591	Ahead Clutch Pin (LX Engines) (also L2 and LW Engines with Clutch Plates 1/8" Thick)	4
	UC 236	K01888	Ahead Clutch Pin (L2 and LW Engines with Clutch Plates 3/32" Thick) When Ahead Clutch Pin is Untapped	4
	197 SP	J01908	Ahead Clutch Compression Spring (Superseded, will be replaced by A02609 or A02610 or A02611 as required)	4
	UC 476	A02609	AHEAD CLUTCH PLUNGER ASSEMBLY,) With Clutch Plates) Comprising Plunger Pin, Collar,) 3/32" Thick) Spring Discs and Setscrew) To Assembly A01902)	4
	UC 477	A02610	AHEAD CLUTCH PLUNGER ASSEMBLY,) With Clutch Plates) Comprising Plunger Pin, Collar,) 1/8" Thick) Spring Discs and Setscrew))	4
	UC 477	A02610	AHEAD CLUTCH PLUNGER ASSEMBLY,) With Clutch Plate) Comprising Plunger Pin, Collar,) Assembly) LX Engines Spring Discs and Setscrew) Part No. A01903)	1
	UC 478	A02611	AHEAD CLUTCH PLUNGER ASSEMBLY,) With Clutch Plate) Comprising Plunger Pin, Collar,) Assembly) L2, LW, LX Spring Discs and Setscrew) Part No. A02612) Engines	4

**2 U.C. REVERSING — REDUCING GEAR**

Plate No.	Illus. No.	Part No.	Description	Qty.
2	UC 470	-	Ahead Clutch Plunger Pin (L2 and LW Engines with Clutch Plates 1/8" Thick or Assembly A01902 (also LX Engines with Clutch Plate Assembly Part No. A01903))	4
	UC 480	-	Ahead Clutch Plunger Pin (L2, LW, LX Engines with Clutch Plate Assembly Part No. A02612)	4
	322 SS	-	Setscrew, Cheese Head, 1/4" B.S.F. X 7/16" long	4
	UC 472	-	Ahead Clutch Plunger Collar (L2 and LW Engines with Clutch Plates 3/32" Thick to Assembly A01902)	4
	UC 473	-	Ahead Clutch Plunger Collar (LX Engines with Clutch Plate Assembly Part No. A01903 (also L2 and LW Engines with Clutch Plates 1/8" Thick))	4
	UC 481	-	Ahead Clutch Plunger Collar (L2, LW, LX Engines with Clutch Plate Assembly Part No. A02612)	4
	UC 474	K02450	Ahead Clutch Spring Disc (In sets of 16)	4 Sets
	137 PN	J01588	Ahead Clutch Lever Pin, 7/16" diam. X 3.5/8" long	4
	UC 148	A00631	Ahead Clutch Lever, with C04979, K07642, E03772, J01590, J01589	4
	170 SS	C04979	Setscrew, Sq. Head, Pointed, 1/4" - 28 Thds. X 13/32" long	4
	180 SS	K07642	Ahead Clutch Lever Adjusting Screw	4
	122 NU	E03772	Nut, 5/16" B.S.F. X 1/4" X 1/4" Hex.	4
	135 PN	J01590	Ahead Clutch Lever Roller Pin	4
	UC 153	J01589	Ahead Clutch Lever Roller	4
	UC 154	J15870	Ahead Clutch Balance Weight - LEFT HAND	4
	UC 155	J15860	Ahead Clutch Balance Weight - RIGHT HAND	4
	170 SS	C04979	Setscrew, Sq. Head, Pointed, 1/4" - 28 Thds. X 13/32" long	8
	204 SP	J01910	Balance Weight Spring - LEFT HAND	4
	203 SP	J01757	Balance Weight Spring - RIGHT HAND	4
	403 SS	K04692	Balance Weight Spring Retaining Screw	4
	UC 160	-	Locking Wire	1 Length
	UC 161	J87400	Reversing Clutch Hinge Block	1
	142 PN	J01607	Reversing Clutch Hinge Block Pin	2
	133 PS	S05618/20	Split Pin, 5/32" diam. X 1.1/2" long	4
	UC 164	J16090	Reversing Clutch Hinge Block Stud	1
	108 LP	E08779	Tab Washer, 1.1/32" bore	1
	136 NU	J09253	Locknut, 1" B.S.F. X 37/64" X 7/8" Hex.	1
	UC 167	A03370	Reversing Clutch Shoe, with A03575, K01225/01, K01225/02) L2 and LW Engines (Supplied in pairs only)	1 Pair
	UC 237	A03371	Reversing Clutch Shoe, with A03575, K01225/01, K01225/02) LX Engines (Supplied in pairs only)	1 Pair
	UC 205	A03575	Reversing Clutch Shoe Lining, with K01225/01, K01225/02 (Supplied in sets of 4 only)	1 Set of 4

When Ahead Clutch Plunger Pin is tapped)
) Not supplied as separate items, specify A02609 or A02610 or A02611 as required.

2 U.C. REVERSING — REDUCING GEAR

Plate No.	Illus. No.	Part No.	Description	Qty.
2	102 RV	K01225/01	Rivet, Flat Head, 3/16" diam. X 1/2" long	14
	103 RV	K01255/02	Rivet, Flat Head, 3/16" diam. X 5/8" long	6
	UC 170	A00370	Reversing Clutch Screw Shaft, with L21027, J00885, A04040, A04041, J86900, J03271, J03272	1
	107 KE	L21027	Woodruff Key	1
	UC 172	J00885	Reversing Clutch Washer	2
	UC 173	A04040	Reversing Clutch Nut - LEFT HAND	1
	UC 174	A04041	Reversing Clutch Nut - RIGHT HAND	1
	UC 175	J86900	Reversing Clutch Nut Locking Collar	2
	238 BL	J03271	Locking Collar Bolt	2
	237 NU	J03272	Nut, 7/16" B.S.F. X 1/2" X 3/8" Hex.	2
	UC 178	J87200	Reversing Clutch Lever (Used on Reversing Gears Nos. 2569 to 2586 inclusive, 2625 only)	1
	UC 179	J82250	Reversing Clutch Lever	1
	333 SS	C05847	Setscrew, Sq. Head, Pointed, 5/16" - 28 Thds. X 5/8" long	1
	201 SP	J01755	Spring - Compression - Clutch Lever	2
	138 PN	J01605	Pin, Plain, 1/2" diam. X 1.5/8" long	1
	126 PS	S05618/18	Split Pin, 1/8" diam. X 1.3/4" long	1
	UC 184	A02619	Lubricating Oil Pump Body and Cap, with J01595, S05725/02, C06927, J01577, J15920, C03789, A04264, A04282, L20899, S05618/07, J01578, J01579, J01594, J01593 (Note:- Body and Cap are not supplied as separate items)	1
	235 BL	J01595	Bolt, 5/16" Wh. X 1.5/16" long X 1/4" Hex.	2
	105 WA	S05725/02	Washer, 5/16" diam. bore	2
	101 PE	C06927	Steady Peg, 3/16" diam. X 9/16" long	2
	UC 188	J01577	Bush - Lubricating Oil Pump Locating	1
	UC 189	J15920	Gland Nut - Lubricating Oil Pump Body	1
	103 PL	C03789	Plug, 1/4" B.S.P. X 3/8" Hex.	1
	UC 191	A04264	Lubricating Oil Pump Ram, with L20899	1
	UC 195	A04282	Lubricating Oil Pump Suction Pipe, with L20899, S05618/07	1
	UC 193	-	Suction and Delivery Valve Stop (Not supplied as a separate item, specify A04264 or A04282 as required	2
	106 BA	L20899	Ball Valve, 3/8" diam. - Suction and Delivery	2
	107 PS	S05618/07	Split Pin, 5/64" diam. X 1.1/4" long	1
	196 SP	J01578	Spring - Compression - Lubricating Oil Pump Ram	1
	200 SP	J01579	Spring - Compression - Lubricating Oil Pump Locating Bush	1
	UC 197	J01594	Lubricating Oil Pump Balance Piston	1
	198 SP	J01593	Spring - Compression - Lubricating Oil Pump Balance Piston	1



2 U.C. REVERSING — REDUCING GEAR

Plate No.	Illus. No.	Part No.	Description	Qty.
3	MA 660	F20012	Reversing and Reducing Gear Case Emptying Pump	1
	UC 452	K01979	Reversing Gear Case Emptying Pump Bracket (When Reducing Gear is NOT fitted)	1
	UC 465	K02386	Reversing and Reducing Gear Case Emptying Pump Bracket (2:1 Ratio Reducing Gear)	1
	UC 468	K02451	Reversing and Reducing Gear Case Emptying Pump Bracket (3:1 Ratio Reducing Gear)	1
	UC 453	T01921	Reversing Gear Case Emptying Pipe - Forward	1
	UC 454	T01922	Reversing Gear Case Emptying Pipe - Centre	1
	UC 455	T01923	Reversing Gear Case Emptying Pipe - Aft	1
	UC 493	K02742	Reversing and Reducing Gear Case Emptying Pump Bracket (With or Without Reducing Gear)	1
	UC 494	T02277	Reversing Gear Case Emptying Pipe - Forward	1
	UC 495	T02278	Reversing Gear Case Emptying Pipe - Centre	1
	UC 496	T02279	Reversing Gear Case Emptying Pipe - Aft	1
	109 CS	K03300	Connection Screw - Reversing Gear Case Emptying Pipe	3
	160 WA	J00219	Washer, 13/16" O.D. X 15/32" I.D. X 5/64", for K01979, K02386, K02451, K02742	2
	160 PA	K00804	Packing, Circular, 1.1/2" O.D. X 1" I.D. X 1/32"	3
	156 PA	J00228	Packing, Circular, 1.3/16" O.D. X 13/16" I.D. X 1/32"	3
	238 PA	C06588	Packing, Circular, Blank, 19/32" diam. X 1/16"	3
	231 NU	C07059	Locknut, 3/8" B.S.P. X 1/4" X 1/2" Hex.	3
	238 NU	C03467	Cap Nut, 3/8" B.S.P.	3
	UC 461	A04039	Reversing and Reducing Gear Case Emptying Pump Connection, with J08973	1
	235 PA	J08973	Packing, Circular, 9/16" O.D. X 5/16" I.D. X 1/32"	1
2	341 ST	J00298	Reversing Clutch Assembling Stud	1
	106 NU	E03945	Nut, 5/16" Wh. X 5/16" X 1/4" Hex., for J00298	2
	UC 201	S02159	Lubricating Oil Pump Valve Key	1
3	UC 215	-	Reversing Gear Supporting Foot Shim, 5.7/8" X 2" (Thickness to be specified when ordering)	As Req.
		J07256	Shim, .003" Thick	As Req.
		J07257	Shim, .007" Thick	As Req.
		J07258	Shim, .032" Thick	As Req.

2 U.C. REVERSING — REDUCING GEAR

Plate No.	Illus. No.	Part No.	Description	Qty.
<u>REDUCING GEAR SECTION</u>				
4	189 BE	L20761 ✓	Taper Roller Bearing, 2.1/2" I.D. X 4.7/8" O.D. X 1.1/2" wide	1
	190 BE	L20771 ✓	Taper Roller Bearing, 2.1/2" I.D. X 5.33/64" O.D. X 1.7/16" wide	1
	118 BE	L20551 ✓	Duplex Journal Bearing, 2.1/2" I.D. X 5.1/2" O.D. (Width ground to size)	1
	UC 238	A01915	Reducing Gear Case - 2:1 Ratio - Cast Iron, with End Cover, Dip Rod, Studs, Nuts, Plugs, Packings, Setscrews, Pegs, Retaining Plate and Ring	1
	UC 878	A03327	Reducing Gear Case - 2:1 Ratio - Salt Air Resisting Alloy, with End Cover, Dip Rod, Studs, Nuts, Plugs, Packings, Setscrews, Pegs, Anti-Corrosion Plates, Retaining Plate and Rings (Connection Screw Part No. K02940 MUST be specified in addition, if required)	1
	UC 240	-	Reducing Gear End Cover - 2:1 Ratio - Cast Iron (Not supplied separately, specify A01915)	1
	UC 879	-	Reducing Gear End Cover - 2:1 Ratio - Salt Air Resisting Alloy (Not supplied separately, specify A03327)	1
	UC 242	A01919	Reducing Gear Case - 3:1 Ratio - Cast Iron, with End Cover, Dip Rod, Studs, Nuts, Plugs, Packings, Setscrews, Pegs, Retaining Plate and Ring	1
	UC 880	A03329	Reducing Gear Case - 3:1 Ratio - Salt Air Resisting Alloy, with End Cover, Dip Rod, Studs, Nuts, Plugs, Packings, Setscrews, Pegs, Anti-Corrosion Plates, Retaining Plate and Rings (Connection Screw Part No. K02940 MUST be specified in addition, if required)	1
	UC 244	-	Reducing Gear End Cover - 3:1 Ratio - Cast Iron (Not supplied separately, specify A01919)	1
	UC 881	-	Reducing Gear End Cover - 3:1 Ratio - Salt Air Resisting Alloy (Not supplied separately, specify A03329)	1
	UC 227	-	Direct Drive and Reducing Gear Thrust Bearing End Plate Shim (Thickness to be specified when ordering)	As Req.
		K02014/01	Shim, .002" Thick	As Req.
		K02014/02	Shim, .005" Thick	As Req.
		K02014/03	Shim, .008" Thick	As Req.
	UC 251	A00256	Reducing Gear Case - 2:1 Ratio - Cast Iron, with End Cover, Dip Rod, Studs, Nuts, Plugs, Packings, Setscrews, Pegs, Retaining Plate and Ring	1
	UC 252	A01664	Reducing Gear Case - 2:1 Ratio - Salt Air Resisting Alloy, with End Cover, Dip Rod, Studs, Nuts, Plugs, Packings, Setscrews, Pegs, Anti-Corrosion Plates, Retaining Plate and Rings	1
	UC 253	-	Reducing Gear End Cover - 2:1 Ratio - Cast Iron (Not supplied separately, specify A00256)	1
	UC 254	-	Reducing Gear End Cover - 2:1 Ratio - Salt Air Resisting Alloy (Not supplied separately, specify A01664)	1
	UC 311	A01666	Reducing Gear Case - 3:1 Ratio - Cast Iron, with End Cover, Dip Rod, Studs, Nuts, Plugs, Packings, Setscrews, Pegs, Retaining Plate and Ring	1
	UC 312	A01667	Reducing Gear Case - 3:1 Ratio - Salt Air Resisting Alloy, with End Cover, Dip Rod, Studs, Nuts, Plugs, Packings, Setscrews, Pegs, Anti-Corrosion Plates, Retaining Plate & Rings	1
	UC 313	-	Reducing Gear End Cover - 3:1 Ratio - Cast Iron (Not supplied separately, specify A01666)	1
	UC 314	-	Reducing Gear End Cover - 3:1 Ratio - Salt Air Resisting Alloy (Not supplied separately, specify A01667)	1

Shims will also be supplied, 3 off K02014/01 (.002" Thick), 2 off K02014/02 (.005" Thick) and 2 off K02014/03 (.008" Thick) to be fitted as required.

Type 3
 (Reducing Gears with Taper Roller Bearings L20761 and L20771)

Types 1 and 2
 (Reducing Gears with Duplex Ball Thrust and Journal Bearing L20551)

2 U.C. REVERSING — REDUCING GEAR

Plate No.	Illus. No.	Part No.	Description	Qty.
4	UC 882	K56900	Anti-Corrosion Plate	2
	115 ST	E09714	Stud, 5/16" Wh. X 1.3/8" long	4
	291 NU	K04571	Self-Locking Nut, 5/16" Wh. X -330" X 1/4" Hex.	4
	105 WA	S05725/02	Washer, 5/16" diam. bore	4
	346 ST	E08949	Stud, 1/2" Wh. X 1/2" B.S.F. X 2.3/32" long	6
	175 NU	E02797	Nut, 1/2" B.S.F. X 7/16" X 7/16" Hex.	6
	347 ST	J03117	Stud, 1/2" Wh. X 1/2" B.S.F. X 2.3/16" long	6
	175 NU	E02797	Nut, 1/2" B.S.F. X 7/16" X 7/16" Hex.	6
	158 WA	L21402	Spring Washer, Double Coil, 1/2" Bore	6
	139 PL	K06076	Plug, 1/2" B.S.P. X 1.9/16" long X 3/4" Hex.	1
	155 PL	J03138	Plug, 1/2" B.S.P. X 1.7/8" long X 3/4" Hex.	1
	156 PA	J00228	Packing, Circular, 1.3/16" O.D. X 13/16" I.D. X 1/32"	1
	177 ST	E06288	Stud, 7/16" Wh. X 7/16" B.S.F. X 2" long (Cast Iron Reducing Gear Cases only)	2:1 Ratio 10 3:1 Ratio 12
	177 ST	E06288	Stud, 7/16" Wh. X 7/16" B.S.F. X 2" long	8
	292 ST	K02009	Stud, 7/16" Wh. X 7/16" B.S.F. X 2.3/8" long	2:1 Ratio 2 3:1 Ratio 4
	114 PE	C04690	Steady Peg, 1/2" diam. X 1.1/4" long	1
	177 ST	E06288	Stud, 7/16" Wh. X 7/16" B.S.F. X 2" long (Type 1 and 2 Reducing Gears)	2:1 Ratio 10 3:1 Ratio 12
	129 NU	E02798	Nut, 7/16" B.S.F. X 3/8" X 3/8" Hex.	2:1 Ratio 10 3:1 Ratio 12
	109 WA	S05725/04	Washer, 7/16" diam. bore (Salt Air Resisting Alloy Gear Cases Only)	2:1 Ratio 10 3:1 Ratio 12
	131 PE	J03547	Steady Peg, 1/2" diam. X 1" long	1 or 2
	137 PL	J03139	Plug, Sq. Hole, 2" B.S.P. (Inspection Hole)	1
	UC 269	J03490	Plug - Oil Filling Hole	1
	236 PA	C09118	Packing, Circular, 2.1/4" O.D. X 1.7/8" I.D. X 1/32"	1
	103 RR	J02963	Roller Journal Bearing Retaining Ring	1 2
	UC 330	K01852	Roller Bearing Retaining and Locking Plate, 2.5/8" centres	1
	230 SS	K00988	Setscrew, 1/4" B.S.F. X 5/8" long X 3/16" Hex., for K01852	2
	UC 853	K03957	Roller Bearing Retaining and Locking Plate, 2.7/8" centres	1
	319 SS	K02914	Setscrew, 5/16" B.S.F. X 5/8" long X 1/4" Hex., for K03957	2
	UC 274	J03137	Air Vent	L2 and LW Engines 1
	UC 271	S04847	Dip Rod - Oil Level - Reducing Gear (2:1 Ratio)	1
	UC 317	S04848	Dip Rod - Oil Level - Reducing Gear (3:1 Ratio)	1

2 U.C. REVERSING — REDUCING GEAR

Plate No.	Illus. No.	Part No.	Description	Qty.
4	137 BU	J32180	Bush, 4.1/2" O.D. X 4.1/4" I.D. X 1.3/8" long)	1
	138 BU	J03219	Bush, 4.1/2" O.D. X 4.1/4" I.D. X 1.1/16" long)	1
	139 BU	J32200	Bush, 5.3/4" O.D. X 5.1/2" I.D. X 1.15/32" long)	1
1	177 ST	E06288	Stud, 7/16" Wh. X 7/16" B.S.F. X 2" long)	8
4	135 BL	E06289	Bolt, 7/16" B.S.F. X 1.3/4" long X 3/8" Hex.) (Salt Air Resisting Alloy Gear Cases)	2
	239 BL	E06138	Bolt, 7/16" B.S.F. X 1.1/2" long X 3/8" Hex.) (Cast Iron Gear Cases)	2
	129 NU	E02798	Nut, 7/16" B.S.F. X 3/8" X 3/8" Hex.)	10
	109 WA	S05725/04	Washer, 7/16" diam. bore) (Salt Air Resisting Alloy Gear Cases only)	10
	131 PE	J03547	Steady Peg, 1/2" diam. X 1" long)	2
	UC 246	A02607	Reducing Gear Secondary Shaft - Type 3) (without Roller Bearing Retaining and) Locking Plates), with J03634, K01853,) C01928, K01836)	1
	UC 487	A02608	Reducing Gear Secondary Shaft - Type 4) (with Roller Bearing Retaining and) Locking Plates), with J03634, K01853,) C01928, K01836, K02917, K02918, K02914)	1
	139 KE	J03634	Feather Key, 5/8" X 13/32" X 2.7/8" long)	1
	140 KE	K01853	Feather Key, 5/8" X 13/32" X 3.3/8" long)	1
	UC 249	C01928	Aft End Coupling Retaining Nut)	1
	253 BL	K01836	Bolt, 5/16" B.S.F. X 15/16" long X 1/4" Hex.)	1
	UC 488	K02917	Reducing Gear Secondary Shaft Roller Bearing) Retaining Plate)	1
	UC 489	K02918	Reducing Gear Secondary Shaft Locking Plate)	1
	319 SS	K02914	Setscrew, 5/16" B.S.F. X 5/8" long X 1/4" Hex.)	3
	UC 325	F04591	Reducing Gear Secondary Shaft) Bearing End Plate - Type 3 (3 off K02014/01 (.002" Thick),) (2 off K02014/02 (.005" Thick)) (& 2 off K02014/03 (.008" Thick)) (to be fitted as required)	1
1	UC 326	K01835	Oil Seal, for F04591)	2
4	UC 227	-	Direct Drive and Reducing Gear Thrust Bearing End Plate Shim) (Thickness to be specified when ordering)	As Req.
		K02014/01	Shim, .002" Thick)	As Req.
		K02014/02	Shim, .005" Thick)	As Req.
		K02014/03	Shim, .008" Thick)	As Req.
	122 COP	F04596	Reducing Gear Aft End Coupling - Type 3)	1
	UC 286	A02606	Reducing Gear Secondary Shaft - Type 1 and 2,) with J02409, J03116, C01928, K01836)	1
	141 KE	J02409	Feather Key, 5/8" X 13/32" X 3.5/8" long)	1
	142 KE	J03116	Feather Key, 5/8" X 13/32" X 4.3/16" long)	1
	UC 249	C01928	Aft End Coupling Retaining Nut)	1
	253 BL	K01836	Bolt, 5/16" B.S.F. X 15/16" long X 1/4" Hex.)	1

) For Salt Air Resisting Alloy Gear Cases and End Covers - only when applicable

) Reducing Gear Case to Reversing Gear Case

) Reducing Gears with Taper Roller Bearings L20761 and L20771

) Reducing Gears with Type 4 Secondary Shaft

) Reducing Gears with Taper Roller Bearings L20761 and L20771

) Reducing Gears with Duplex Ball Thrust and Journal Bearing L20551

2 U.C. REVERSING — REDUCING GEAR

Plate No.	Illus. No.	Part No.	Description	Qty.
4	UC 292	A02040	Reducing Gear Stuffing Box, with E05612, C05856, J09971, L20473)	1
	165 ST	E05612	Stud, 3/8" Wh. X 2.1/8" long)	3
	111 NU	C05856	Nut, 3/8" Wh. X 3/8" X 3/8" Hex.)	3
	230 NU	J09971	Locknut, 3/8" Wh. X 1/4" X 3/8" Hex.)	3
	UC 299	L20473	Reducing Gear Stuffing Box Gland Packing, 1/2" Sq. Hemp X 2' 3" long approx.)	1 Length
	UC 298	J31150	Reducing Gear Stuffing Box Gland)	1
	123 COP	F01901	Reducing Gear Aft End Coupling - Type 1 and 2)	1
	UC 283	J31130	Reducing Gear Dust Cover (L2 and LW Engines - See A04687 for LX Engines)	1
	107 88	J06675	Setscrew, 1/4" Wh. X 3/4" long X 3/16" Hex. (For Dust Cover)	5
	UC 276	T01137	Driving and Driven Gear - 2:1 Ratio) When replacing a	1
		T01133	Driving and Driven Gear - 2:1 Ratio (To Lloyds Survey)) 3.15/16" long	1
	UC 321	-	Driven Gear - 2:1 Ratio (With 3.1/4" long Boss)) Boss, Part No.	1
			(Order T01137 or T01133)) K01854 MUST also	
	UC 277	-	Driven Gear - 2:1 Ratio (With 3.15/16" long Boss)) be ordered	1
			(Superseded, will be replaced by T01137 or T01133 and K01854)	
	UC 315	T01138	Driving and Driven Gear - 3:1 Ratio) When replacing a	1
		T01134	Driving and Driven Gear - 3:1 Ratio (To Lloyds Survey)) Driven Gear with	1
	UC 322	-	Driven Gear - 3:1 Ratio (With 3.1/4" long Boss)) 3.15/16" long	1
			(Order T01138 or T01134)) Boss, Part No.	
	UC 316	-	Driven Gear - 3:1 Ratio (With 3.15/16" long Boss)) K01854 MUST also	1
			(Superseded, will be replaced by T01138 or T01134 and K01854)) be ordered	
	UC 323	K01854	Driven Gear Distance Collar	1
	UC 278	J31100	Spigot Plate	1
	UC 279	J31110	Distance Collar	1
1	UC 92	K00842	Oil Seal, for J31100, J31110	1
4	129 BE	L20530	Ball Journal Bearing, 2.1/2" I.D. X 5.1/2" O.D. X 1.1/4" wide (Reducing Gear Only)	1
	UC 319	J03112	Distance Collar	1
	115 RJ	K00783	Joint Ring, 1-7/34" I.D. X 1-139" Sectional diam.	1
	127 BE	L20528	Ball Journal Bearing, 1.3/4" I.D. X 4.1/4" O.D. X 1.1/16" wide (For Main Driving Shaft)	1
	127 BE	L20528	Ball Journal Bearing, 1.3/4" I.D. X 4.1/4" O.D. X 1.1/16" wide (On Secondary Shaft for Gears prior to Reducing Gear No. 5719)	1
	161 BE	L20592	Roller Journal Bearing, 1.3/4" I.D. X 4.1/4" O.D. X 1.1/16" wide (On Secondary Shaft for Gears after Reducing Gear No. 5711)	1
	161 BE	L20592	Roller Journal Bearing, 1.3/4" I.D. X 4.1/4" O.D. X 1.1/16" wide (Reducing Gears with Duplex Ball Thrust and Journal Bearing L20551	2
			(with Taper Roller Bearings L20761 & L20771	
	103 RR	J02963	Roller Journal Bearing Retaining Ring (After Reducing Gear No. 5711 LX Engines (also LW and L2 with Taper Roller) Bearings L20761 and L20771	2



2 U.C. REVERSING — REDUCING GEAR

Plate No.	Illus. No.	Part No.	Description	Qty.
4	100 CU	L20991	Grease Cup, 1/8" B.S.P.	1
	142 PA	E03996	Packing, Circular, 17/32" O.D. X 3/8" I.D. X 1/32"	1
	101 CU	L20992	Grease Cup, 1/4" B.S.P.	1
	UC 306	J07139	Grease Cup Bracket	1
	100 SU	E04115	Union Stock, "M" 1/4" B.S.P. X 1/4" B.S.P.	1 or 2
	119 SU	J07138	Union Stock, "M" 1/4" B.S.P. X 1/8" B.S.P. (For Gears with Stuffing Box tapped 1/8" B.S.P.)	1
	UC 303	-	Pipe - Reducing Gear Stuffing Box Lubrication) (2:1 Ratio Gear))	1
	UC 318	-	Pipe - Reducing Gear Stuffing Box Lubrication) (3:1 Ratio Gear))	1
	-	T10368	Pipe - Reducing Gear Stuffing Box Lubrication)	1
4	UC 332	D14047	Fan Cowling - Reducing Gear (2:1 Ratio))	1
	UC 333	D14048	Fan Cowling - Reducing Gear (3:1 Ratio))	1
	100 RJ	E03555	Joint Ring, 11/16" O.D. X 5/16" I.D. X) 3/16" Sectional diam.)	8
	237 BL	K01831	Bolt, 3/8" B.S.F. X 1.7/8" long X 3/8" Hex.)	2
	159 WA	J09934	Washer, 1" O.D. X 13/32" I.D. X 1/16")	3
	UC 336	K01834	Collar, 1" O.D. X 1/2" I.D. X 9/16")	2
	UC 338	K01832	Bolt, 3/8" B.S.F. X 1.1/2" long X 3/8" Hex.) (Drilled for Air Vent))	1
	110 AD	K01833	Adapter, 1/4" B.S.P. "M" X 3/8" B.S.F. "F")	1
	UC 160	-	Locking Wire)	3 Lengths
	UC 866	^{F26069} K04776	Fan Guard)	1
EC 754	239 SS	K01629	Setscrew, 5/16" B.S.F. X 7/8" long X 1/4" Hex.) (Fan Guard to Fan Cowling))	3
	105 WA	S05725/02	Washer, 5/16" diam. bore)	3
	UC 466	A04683	Cooling Fan - Reducing Gear, with E06412, K02303) (Anti-Clockwise Rotation Engines looking on Flywheel End))	1
	UC 499	A04684	Cooling Fan - Reducing Gear, with E06412, K02303) (Clockwise Rotation Engines looking on Flywheel End))	1
	329 SS	E06412	Setscrew, Sq. Head, Pointed, 5/16" B.S.F. X 7/8" long)	1
	UC 467	K02303	Spring - Tension - Reducing Gear Cooling Fan)	1
	UC 347	K01797	Spindle - Reducing Gear Cooling Fan (Without Spigot))	1
	UC 869	-	Spindle - Reducing Gear Cooling Fan (With Spigot)) (In future use K01797))	1
	UC 348	K01800	Locking Washer - Fan Spindle)	1
	UC 870	A04687	Reducing Gear Dust Cover, with K01799, J07350)	1
	118 RS	K01799	Sealing Ring, 1" O.D. X 5/8" I.D. X 1/4" wide)	1
	140 PE	-	Steady Peg, 1/4" diam. X 1/2" long) (In future use C08750))	2
	-	C08750	Steady Peg, 1/4" diam. X 15/32" long)	2
	100 PE	J04315	Steady Peg, 3/16" diam. X 1/2" long)	2
	107 SS	J06675	Setscrew, 1/4" Wh. X 3/4" long X 3/16" Hex.)	5
	103 WA	S05725/01	Washer, 1/4" diam. bore)	5



2 U.C. REVERSING — REDUCING GEAR

Plate No.	Illus. No.	Part No.	Description	Qty.	
3	UC 463	T01924	Reducing Gear Case Emptying Pipe)	1	
) 2:1 Ratio)		
	UC 463	K02386	Reversing and Reducing Gear Case) Reducing Gear)		1
			Emptying Pump Bracket)		
) When "Teleflex" Remote		1
) Speed Control Arrangement		
	UC 469	T01925	Reducing Gear Case Emptying Pipe)		1
) 3:1 Ratio)		
	UC 468	K02451	Reversing and Reducing Gear Case) Reducing Gear)		1
			Emptying Pump Bracket)		
UC 497	T02280	Reducing Gear Case Emptying Pipe (2:1 Ratio)	1		
		(Reducing Gear)			
UC 498	-	Reducing Gear Case Emptying Pipe (3:1 Ratio)	1		
		(Reducing Gear)			
) When "Teleflex" Remote	1		
) Speed Control			
UC 493	K02742	Reversing and Reducing Gear Case) With or Without)	1		
		Emptying Pump Bracket) Reducing Gear)			
124	CS	K02940	Connection Screw - Reducing Gear Case Emptying Pipe (2.13/16" long)	1	
110	CS	K06091	Connection Screw - Reducing Gear Case Emptying Pipe (2.1/2" long)	1	
160	PA	K00804	Packing, Circular, 1.1/2" O.D. X 1" I.D. X 1/32"	4	
156	PA	J00228	Packing, Circular, 1.3/16" O.D. X 13/16" I.D. X 1/32"	4	
238	PA	C06588	Packing, Circular, Blank, 19/32" diam. X 1/16"	4	
238	NU	C03467	Cap Nut, 3/8" B.S.P.	4	

Plate No.	Illus. No.	Part No.	Description	Qty.
<u>DECK CONTROL SECTION</u>				
-	UC 373	A03047	DECK CONTROL LEVER ASSEMBLY, 40" long, Comprising Lever, Knob, Trunnion Housing, Housing Cover, Trunnion, Springs, Pins, Setscrews and Nuts	1
-	UC 374	A03048	DECK CONTROL LEVER ASSEMBLY, 43" long, Comprising Lever, Knob, Trunnion Housing, Housing Cover, Trunnion, Springs, Pins, Setscrews and Nuts	1
5	UC 362	A02154	Deck Control Lever, 40" long, with J02871, E05623	1
	UC 363	A03046	Deck Control Lever, 43" long, with J02871, E05623	1
	UC 68	J02871	Deck Control Lever Knob - Black	1
-	UC 69	-	Deck Control Lever Knob - Red)	1
-	UC 70	-	Deck Control Lever Knob - Green) In future use J02871	1
5	226 88	E05623	Setscrew, 3/8" B.S.F. X 15/32" long X 1/4" Hex.	1
	UC 351	A03049	Deck Control Lever Trunnion Housing, with J31860, E04562, J03305, J03306, C05660	1
	UC 352	J31860	Deck Control Lever Trunnion Housing Cover	1
	111 88	E04562	Setscrew, 5/16" Wh. X 3/4" long X 1/4" Hex.	4
	323 88	J03305	Setscrew, Headless, 7/16" Wh. X 2" long (Astern Stop)	1
	324 88	J03306	Setscrew, Headless, 7/16" Wh. X 2.7/16" long (Ahead Stop)	1
	116 NU	C05660	Nut, 7/16" Wh. X 3/8" X 3/8" Hex.	2
	UC 357	J31870	Deck Control Lever Trunnion	1
	195 SP	J03192	Spring - Compression - Deck Control Lever Trunnion Lever	2
	102 BA	L20907	Ball, 5/8" diam.	2
	UC 358	J03191	Control Lever Trunnion Binding Screw	1
	UC 359	-	Binding Screw Locking Wire	1 Length
	139 PN	J03227	Pin, Plain, 1/2" diam. X 2" long	1
	120 PS	S05618/15	Split Pin, 1/8" diam. X 1" long	2
	104 EY	J03226	Forked Eye, 5/8" B.S.F. X 1/2" bore	1
	UC 450	J05716	Connecting Rod End (To suit 1" O.D. 13s Gauge Tube)	1
	187 NU	C07136	Nut, 5/8" B.S.F. X 1/2" X 1/2" Hex.	1

2 U.C. REVERSING — REDUCING GEAR

Plate No.	Illus. No.	Part No.	Description	Qty.
<u>SPEED AND REVERSE GEAR CONTROL DETAILS</u>				
5	UC 851	A02595	Speed Control Plate, with J04020, K08136, E03945 (Compression Spring Arrangement)	1
	UC 852	A02596	Speed Control Plate, with J04020, K08136, E03945 (Spring Disc Arrangement)	1
	239 PA	J04020	Speed Control Friction Disc	1
	327 SS	K08136	Setscrew, Headless, 5/16" Wh. X 2.9/16" long	2
	106 NU	E03945	Nut, 5/16" Wh. X 5/16" X 1/4" Hex.	2
	103 LU	L21101	Lubricator, 5/16" - 32 Thds. (To suit Plates tapped 5/16" - 32 Thds.)	1
	-	L21041	Lubrication Nipple, 1/8" B.S.P. (To suit Plates tapped 1/8" B.S.P.)	1
	100 LU	L21071	Lubricator, 1/8" B.S.P. (For Speed Control Plate tapped 1/8" B.S.P.)	1
	UC 381	F02176	Speed Control Disc	1
	100 KB	L21021	Woodruff Key	1
	UC 439	J78850	Speed Control Disc Stop (For 1000 - 1150 R.P.M. Engines only)	1
	UC 438	J64250	Speed Control Disc Stop (For 1200 - 1450 R.P.M. Engines only)	1
	UC 382	J45890	Speed Control Disc Stop (For 1500 - 1650 R.P.M. Engines only)	1
	125 PN	C07496	Pin, Headed, 1/4" diam. X 29/32" long	1
	101 PS	S05618/03	Split Pin, 5/64" diam. X 1/2" long	2
	254 BL	K03699	Bolt, Fitting, 3/8" B.S.F. X 5.13/64" long X 5/8" diam. head)	1
	138 CR	K03698	Collar, 5/8" O.D. X .390" I.D. X 5/16" wide)	1
	UC 850	K02456	Speed Control Spring Disc (Set of 11))	1 Set
	125 NU	E04029	Nut, 3/8" B.S.F. X 5/16" X 5/16" Hex.)	2
	250 BL	-	Bolt, Fitting, 1/2" B.S.F. X 7.5/8" long X 5/8" diam. head) (NOTE:- NOT now available - Convert to Spring Disc Arrangement by shortening the centre boss shown on H03070 by 1" and fitting 1 - Bolt K03699, 1 - Collar K03698, 1 Set - Spring Disc K02456 (Set = 11), 2 - Nut E04029))	1
	UC 387	J04041	Spring Collar, 1/2" B.S.F. X 1.11/64" X 1.1/2" X 1/8" long)	1
	132 NU	C04474	Nut, 1/2" B.S.F. X 1/2" X 7/16" Hex.)	1
	174 BE	L20544	Single Ball Thrust Bearing, 1" I.D. X 1.25/32" O.D. X 5/8" wide)	1
	UC 390	J04040	Speed Control Spring Collar)	1
	167 SP	J03790	Spring - Compression - Speed Control)	1
	345 ST	J04587	Stud, 7/16" B.S.F. X 9.9/16" long)	1
	129 NU	E02798	Nut, 7/16" B.S.F. X 3/8" X 3/8" Hex.)	3 or 4
	UC 443	K01569	Speed Control Plate Support Bracket)	2
	123 SS	J08602	Setscrew, 7/16" B.S.F. X 1" long)	1
1	340 ST	K01568	Stud, 5/16" Wh. X 4.1/8" long)	1
	106 NU	E03945	Nut, 5/16" Wh. X 5/16" X 1/4" Hex.)	3
	105 WA	S05725/02	Washer, 5/16" diam. bore)	2

2 U.C. REVERSING — REDUCING GEAR

Plate No.	Illus. No.	Part No.	Description	Qty.
5	176 BL	E09237	Bolt, 7/16" B.S.F. X 2.1/8" long X 3/8" Hex.	2
	129 NU	E02798	Nut, 7/16" B.S.F. X 3/8" X 3/8" Hex.	2
	137 CR	J04586	Collar, 27/32" O.D. X 29/64" I.D. X 3/16" wide	2
	160 WA	J00219	Washer, 13/16" O.D. X 15/32" I.D. X 5/64" (Salt Air Resisting Alloy Gear Cases only)	2
	UC 397	F02649	Speed Control Hand Lever - Plain	1
	UC 398	F02281	Speed Control Hand Lever - With Knob	1
	236 BL	J04043	Bolt, 5/16" B.S.F. X 1.11/16" long X 3/16" Hex.	1
	229 NU	J04044	Nut, 5/16" B.S.F. X 9/16" X 1/4" Hex.	1
	UC 401	J04026	Control Lever Knob, 1.1/2" diam. - Black	1
-	UC 399	-	Control Lever Knob, 1.1/2" diam. - Red)	1
-	UC 400	-	Control Lever Knob, 1.1/2" diam. - Green)	1
) In future use J04026	
5	MA 720	J09675	Governor Remote Control Lever, 2.15/16" centres, with C05257	LW Engines 1
	MA 754	J09676	Governor Remote Control Lever, 2.15/16" centres, with C05257	LX Engines 1
	107 BL	C05257	Bolt, 1/4" - 28 Thds. X 1" long X 3/16" Hex.	1
	MA 146	K00217	Remote Speed Control Lever, 3.1/2" centres, with C05257, J00444	1
	UC 940	J71210	Remote Speed Control Lever, 2.3/4" centres - 1/4" diam. hole,) with C05257) LW Engines (To suit No. 3 "Teleflex" Speed Control Arrangement))	1
	UC 941	K00365	Remote Speed Control Lever, 2.3/4" centres - 5/16" diam. hole,) with C05257) LW, LX (To suit No. 4 "Teleflex" Speed Control Arrangement)) Engines	1
	107 BL	C05257	Bolt, 1/4" - 28 Thds. X 1" long X 3/16" Hex.	1
	100 BU	J00444	Bush, 11/32" O.D. X 1/4" I.D. X 1/4" wide	1
	UC 423	F02329	Remote Control Lever (See also J02847)	1
	133 BU	J04641	Bush, 3/4" O.D. X 1/2" I.D. X 5/8" long	1
	UC 434	A03396	Speed Control Connecting Rod (X = 14.3/4"), with E03772, E04311,) C05406, S05618/03) 2LW	1
	UC 435	A03397	Speed Control Connecting Rod (X = 19.5/16"), with E03772, E04311,) C05406, S05618/03) 3LW	1
	UC 436	A03398	Speed Control Connecting Rod (X = 24.7/16"), with E03772, E04311,) C05406, S05618/03) 4LW	1
	UC 437	A03399	Speed Control Connecting Rod (X = 25.1/8"), with E03772, E04311,) C05406, S05618/03) 5LW	1
	UC 406	A03400	Speed Control Connecting Rod (X = 29.7/16"), with E03772, E04311,) C05406, S05618/03) 6LW	1
	UC 448	A03401 K02133	Speed Control Connecting Rod (X = 17"), with S05761, E03772,) E04311, C05406, S05618/03)	LX Engines 1
	MA 275	S05761	BALL JOINT ASSEMBLY, 5/16" B.S.F.	1
	122 NU	E03772	Nut, 5/16" B.S.F. X 1/4" X 1/4" Hex.	1
	101 EY	E04311	Forked Eye, 5/16" B.S.F. X 1/4" bore	(LW Engines 3 (LX Engines 2
	122 PN	C05406	Pin, Headed, 1/4" diam. X 5/8" long	(LW Engines 3 (LX Engines 2
	101 PS	S05618/03	Split Pin, 5/64" diam. X 1/2" long	(LW Engines 3 (LX Engines 2

2 U.C. REVERSING — REDUCING GEAR

Plate No.	Illus. No.	Part No.	Description	Qty.
5	UC 413	J45810	Speed Control Interconnecting Forked Eye	1
	134 PN	J04585	Pin, Headed, 3/8" diam. X 31/32" long	1
	114 PS	S05618/11	Split Pin, 3/32" diam. X 1" long	1
	UC 416	J04583	Speed Control Interconnecting Adjusting Screw	1
	232 NU	J04584	Nut, 7/16" B.S.F. X 1/2" X 5/16" Hex.	1
	UC 418	J80190	Speed Control Interconnecting Link	1
	UC 419	J80180	Speed Control Interconnecting Lever	1
	104 PE	C08750	Steady Peg, 1/4" diam. X 15/32" long	2
	UC 421	J04588	Speed Control Interconnecting Lever Pin	1
	133 CR	C04593	Collar, Split Pin Type, 7/8" O.D. X 7/16" I.D. X 1/4"	1
	129 NU	E02798	Nut, 7/16" B.S.F. X 3/8" X 3/8" Hex.	1
	114 PS	S05618/11	Split Pin, 3/32" diam. X 1" long	1
	UC 425	J46340	Control Lever Coupling	1
	UC 427	J46310	Control Lever Socket	1
	174 SS	C05816	Setscrew, Sq. Head, Pointed, 3/8" - 24 Thds. X 7/8" long	1
	333 SS	C05847	Setscrew, Sq. Head, Pointed, 5/16" - 28 Thds. X 5/8" long	2
	UC 428	A04682	Control Lever, with J04633, L21153, C06990	1
	UC 431	J04633	Control Lever Pin	1
	131 SS	L21153	Setscrew, Cheese Head, 1 B.A. X 1/4" long	1
	UC 430	C06990	Control Lever Pin Chain	1
	241 BL	J05742	Bolt, 7/16" B.S.F. X 2" long X 3/8" Hex.)	2
	242 BL	J04635	Bolt, 7/16" B.S.F. X 2.9/16" long X 3/8" Hex.)	2
	164 BL	J03102	Bolt, 7/16" B.S.F. X 2.1/4" long X 3/8" Hex.) For Remote Control Lever	2
	129 NU	E02798	Nut, 7/16" B.S.F. X 3/8" X 3/8" Hex.)	2